

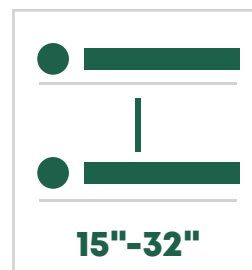
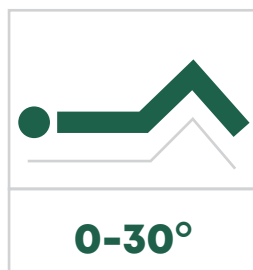
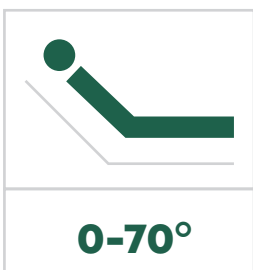
VF-101



VitalFlex LTC Bed



The VitalFlex Homecare Bed offers **safety** and **functionality** without compromising on quality and aesthetics. This versatile LTC bed features Trendelenburg position and a class-leading height range.



VitalFlex LTC Bed

Product Code: VF-101

Load capacity: 485 lbs / 220 kg

User Capacity: 375 lbs / 170 kg

Bed Weight: 233 lbs / 106 kg

Min.Height: 15 inches / 38.5 cm

Max Height: 32 inches / 81 cm

Max. Backrest Angle: 70°

Max. Legrest Angle: 30°

Sleep Deck Dimensions: 35.4" x 78.7" / 90 cm x 200 cm

Overall Dimensions: 40.1" x 84.6" / 102 cm x 215 cm

Mattress Guides: YES

Trendelenburg Position: BOTH WAYS

Trapeze: OPTIONAL



Versatile & Safe

Easy height adjustment & Trendelenburg settings. Control key for patient safety.

Features & Benefits


- Tool-free installation
- Easy to clean
- Full rails are easy to lift and lower
- Trendelenburg and Reverse Trendelenburg included
- Full wood cover panels
- Mattress guide at head and footrest
- 4-section steel-slat platform base
- All-metal sections are powder coated for durability
- 5-position mechanically adjusted footrest
- Individually lockable casters
- Optional Assist Rail available
- Emergency battery 9 V powered lowering is standard
- Ergonomic handset with locking key

Warranty: All parts covered for 24 months from date of purchase



Built to Last

Durable wood paneling and powder-coated steel are easy to maintain & ideal for long term care settings.




Safe Positioning

Mattress guides keep sleep surface in place.



Convenient Features

Optional assist rail, tool-free installation, and individually breakable casters



Reliable Technology

Heavy duty Dewert motor system offers reliability for extended use situations and includes battery backup in case of power outages